

---

## IRELAND

Phone: +353 (0)61 703 750  
Fax: +353 (0)61 366 245  
AFS: EINNZPZX  
Email: [aisops@airnav.ie](mailto:aisops@airnav.ie)  
URL: <http://www.airnav.ie>



AIC: 004/2024  
Effective Date: 08-Aug-2024  
Publication Date: 27-Jun-2024  
End Date: 16-Apr-2026

---

### EINN - Replacement of Instrument Landing System, serving Runway 06/24

Replacement of Instrument Landing System, serving Runway 06/24 will be carried out in a phased basis:

#### Phase 1:

- Q3 2024 to Q1 2025. Complete the following civil works:
  1. Install new cable ducting around the airfield.
  2. Install new foundations for ILS shelters at GP06, GP24 and LOC 06. The existing 24 LOC shelter shall remain.
  3. Install new 24 LOC and 24 GP foundations.

See appendix A, figures 1 – 4 areas of work below.

#### Phase 2:

- Q2 2025 to Q3 2025. Install new ILS shelters at GP06, GP24 and LOC 06. Install and commission new 24 ILS. The new 24 ILS will be installed while the existing 24 ILS remains in service. The new 24 LOC will be installed behind the existing 24 LOC and the new 24 GP will be installed beside the existing 24 GP.

#### Phase 3:

- To build up 720 hours of service on the new 24 ILS (ICAO requirement) and ensure a Cat II ILS is available to RWY 24 the new 24 ILS will radiate in Cat I conditions or better. The existing ILS 24 will radiate in LVPs.

#### Phase 4:

- Q3 2025 to Q4 2025. Replace ILS 06. ILS 06 will be unavailable for the duration of the replacement which is estimated to take 4 weeks. The unavailability of ILS 06 will be promulgated by NOTAM.

#### Phase 5:

- Q4 2025. Removal of the old ILS 24.

The following operational restrictions apply:

- Construction or installation works are not permitted in LVPs.
- Each ILS system will be flight checked and approved by the CNS regulator prior to being brought into operation.

- ILS 06 will be unavailable for the duration of the ILS 06 replacement and commissioning.

Appendix A

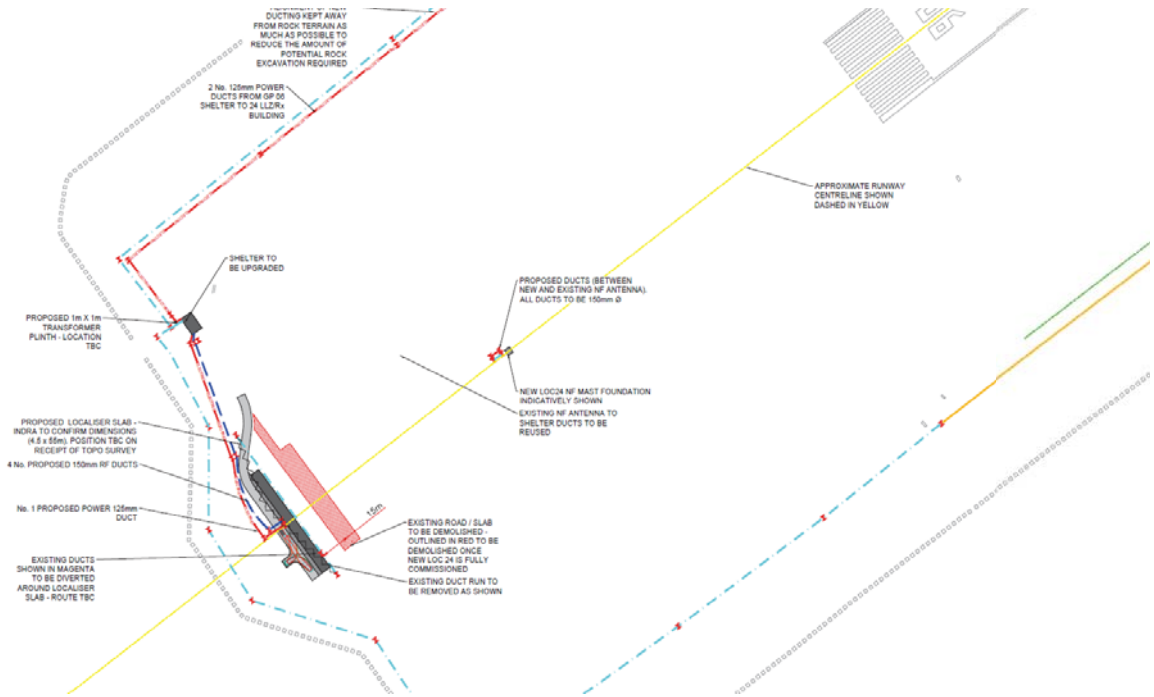


Figure 1 LOC 24 - Area

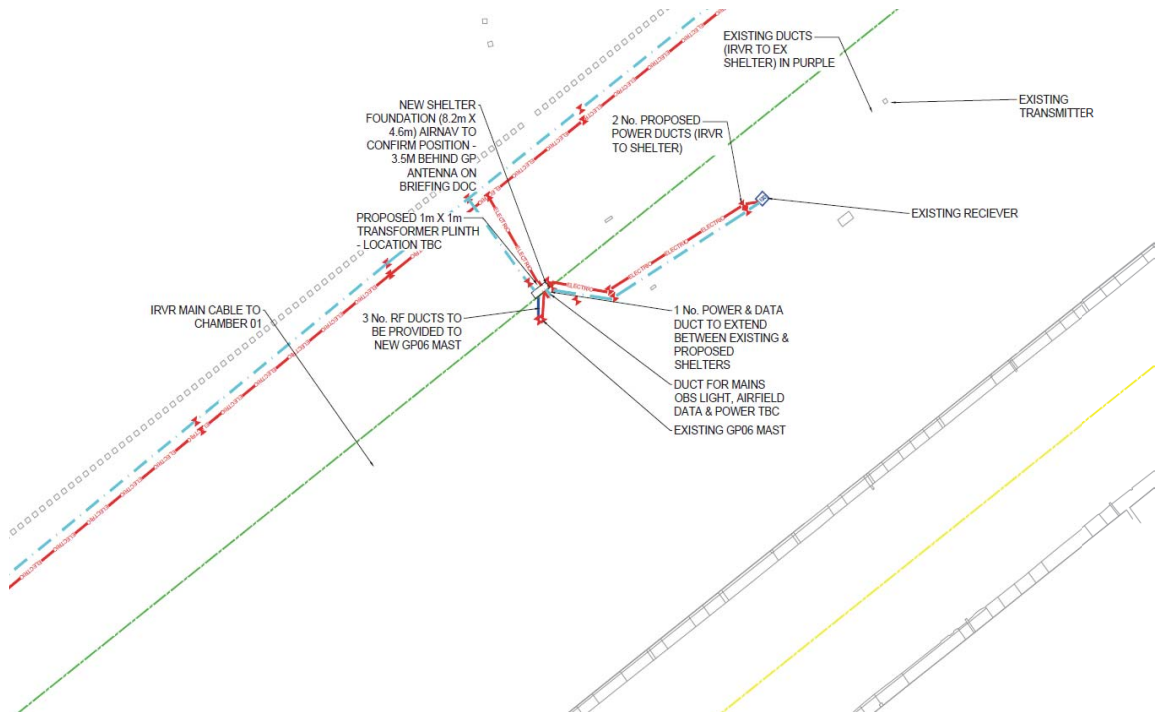


Figure 2 GP 06 - Area

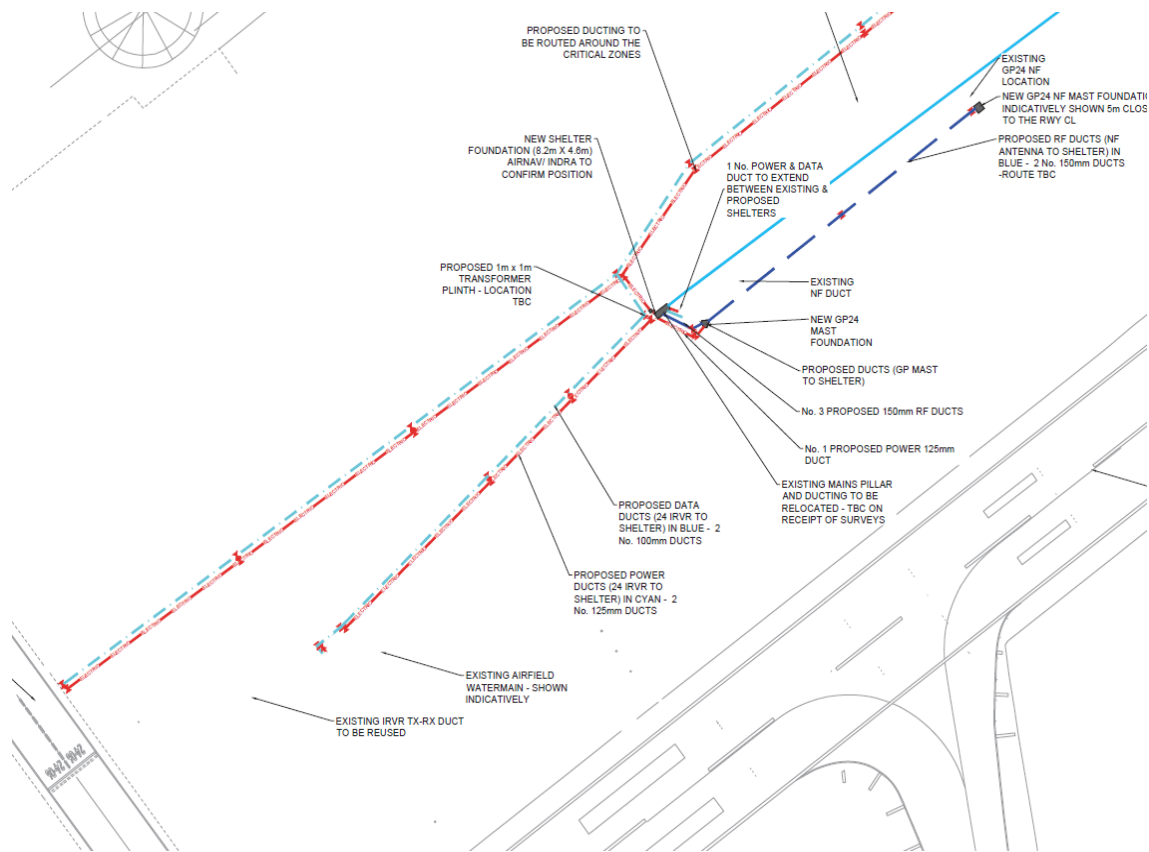


Figure 3 GP 24 – Area

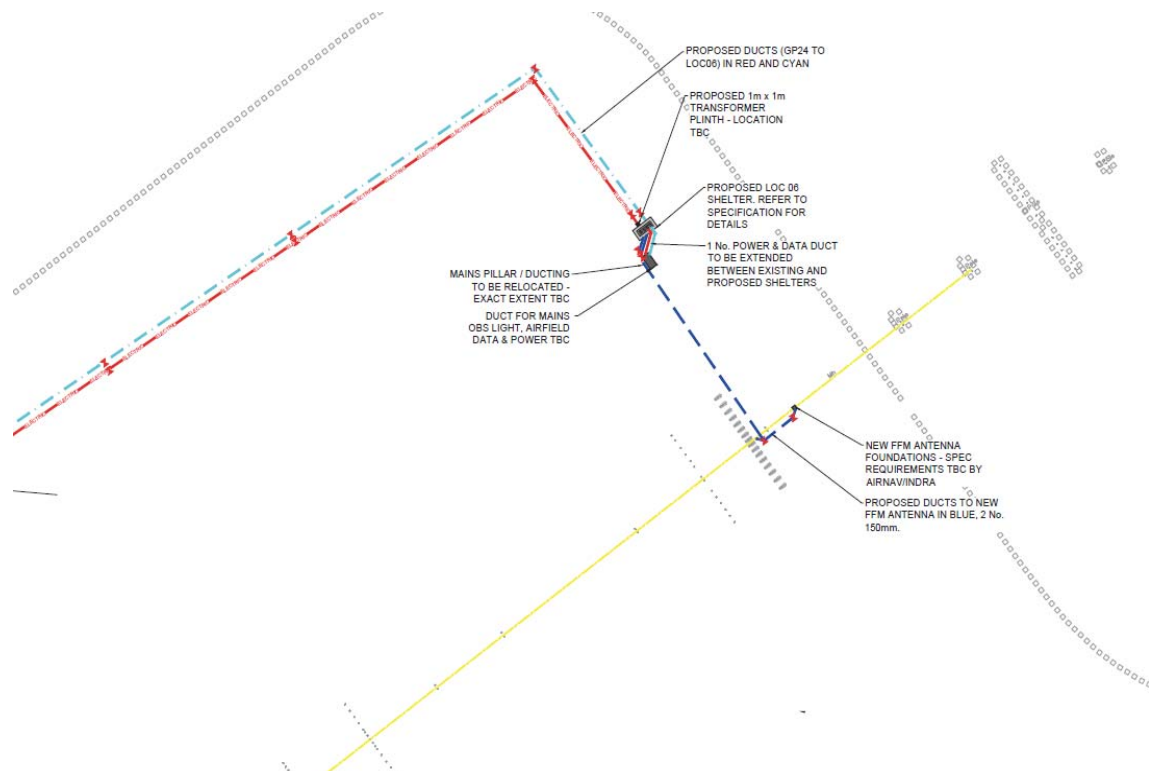


Figure 4 LOC 06 – Area